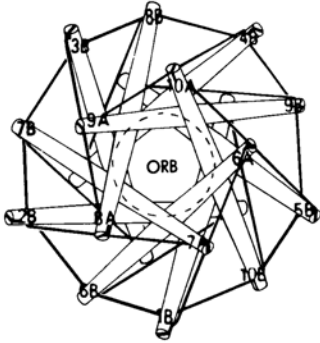


# Plato's Secret Puzzle

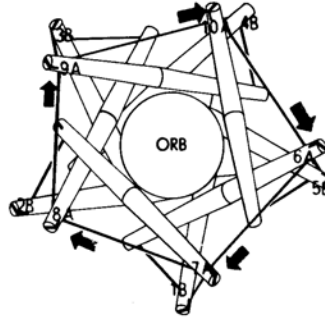
Follow carefully the illustrations and you will discover the answers to:

**THE FIRST SECRET:** Find the logic of removing the inner orb without disconnecting any post or line. Slide all Slot A's along faces to Post B's.

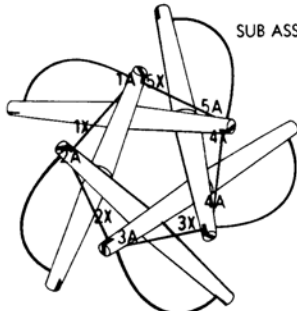
Position ORB as shown and follow chart.



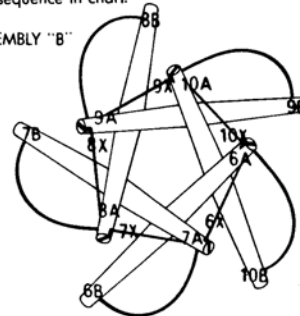
Slide Slot 6A to Post 5B  
 Slot 7A to Post 1B  
 Slot 8A to Post 2B  
 Slot 9A to Post 3B  
 Slot 10A to Post 4B  
 The orb may now be freely extracted from the maze



**THE SECOND SECRET:** Make sub assembly "A" and sub assembly "B": Turn over sub assembly "A" and put sub assembly "B" on top of it. Connect sub assembly "A" to sub assembly "B" at points shown, following sequence in chart.



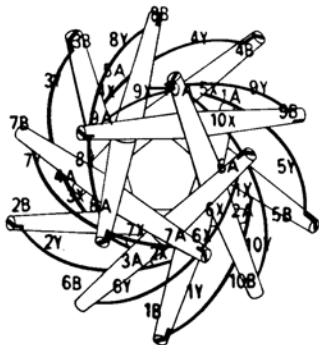
SUB ASSEMBLY "A"



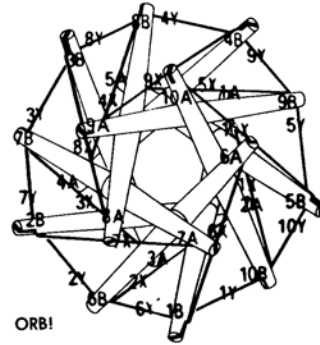
SUB ASSEMBLY "B"

Connect Slot 1A to Position 5X  
 Connect Slot 2A to Position 1X  
 Connect Slot 3A to Position 2X  
 Connect Slot 4A to Position 3X  
 Connect Slot 5A to Position 4X

Connect Slot 6A to Position 10X  
 Connect Slot 7A to Position 6X  
 Connect Slot 8A to Position 7X  
 Connect Slot 9A to Position 8X  
 Connect Slot 10A to Position 9X



Connect Slot 1B to Position 6Y  
 Connect Slot 2B to Position 7Y  
 Connect Slot 3B to Position 8Y  
 Connect Slot 4B to Position 9Y  
 Connect Slot 5B to Position 10Y  
 Connect Slot 6B to Position 2Y  
 Connect Slot 7B to Position 3Y  
 Connect Slot 8B to Position 4Y  
 Connect Slot 9B to Position 5Y  
 Connect Slot 10B to Position 1Y



MagNet makes it!